


# Audit Progress Report and Sector Update

Slough Borough Council  
Year ending 31 March 2019

September 2018



# Contents

<b>Section</b>	<b>Page</b>
Introduction to your 2018/19 External Audit team	3
Progress at September 2018	5
Audit Deliverables	6
Sector Update	7
Links	20

# Introduction to your 2018/19 External Audit team



## Julie Masci

### Engagement Lead

T 029 2034 7506  
E Julie.Masci@uk.gt.com

Julie is an Associate Director for Public Sector Assurance across the South West and Wales.

She has over 17 years of public sector audit experience. Over this period, she has been involved in a large and wide variety of local and central government, healthcare and corporate audits within the South West and Wales. Julie has extensive experience in financial, regularity and performance audit, including undertaking reviews of governance, risk management and overall use of resources arrangements across public sector bodies in England and Wales.

Julie is Grant Thornton's Public Sector Assurance Regional Technical Lead for the South West and Wales responsible for the provision of local technical and financial reporting support to audit teams in the region and has regularly presented at internal and external technical training events, including CIPFA Financial Advisory Network practitioner workshops.

Julie is an executive member of CIPFA Cymru Wales regional branch supporting activities for its members across the region.



## Sophie Morgan-Bower

### Engagement Manager

T 0117 305 7757  
E Sophie.J.Morgan-Bower@uk.gt.com

Sophie is an Audit Manager working for Public Sector Assurance across the South West.

Sophie has previous experience working in IFRS and UK GAAP financial reporting, and internal and external audit, covering a wide variety of industries including engineering, insurance, pharmaceutical, medical, manufacturing and energy, including international experience in the USA.

Sophie has specialised within Public Sector Assurance since 2015. Her experience working with a wide variety of clients, with multiple challenges, means that she can bring a range of knowledge to the audit, particularly around "best practice" processes, controls, and risk knowledge. Sophie has personal experience with financial accounting systems such as Oracle (Hyperion) and SAP, in a technically complex accounting role.

Outside of Sophie's Audit Manager role, she is the Office Training Contact for Grant Thornton's offices in the South West, responsible for the co-ordination of internal training for our colleagues in the region. Sophie regularly presents at internal and external training events.

---

# Introduction

---

This paper provides the Audit and Corporate Governance Committee with a report on progress in delivering our responsibilities as your external auditors.

The paper also includes:

- a summary of emerging national issues and developments that may be relevant to you as a local authority; and
- includes a number of challenge questions in respect of these emerging issues which the Committee may wish to consider (these are a tool to use, if helpful, rather than formal questions requiring responses for audit purposes)

Members of the Audit and Corporate Governance Committee can find further useful material on our website, where we have a section dedicated to our work in the public sector. Here you can download copies of our publications. Click on the Grant Thornton logo to be directed to the website [www.grant-thornton.co.uk](http://www.grant-thornton.co.uk).

If you would like further information on any items in this briefing, or would like to register with Grant Thornton to receive regular email updates on issues that are of interest to you, please contact either your Engagement Lead or Engagement Manager.

# Progress at September 2018

## Financial Statements Audit

We have started planning for the 2018/19 financial statements audit and will issue a detailed audit plan, setting out our proposed approach to the audit of the Council's 2018/19 financial statements.

Upon completion of the 2017/18 audit, we will communicate with the predecessor auditor, and arrange to observe the predecessor auditor's working papers.

We plan to commence our interim audit in early 2019.

Our interim fieldwork visit will include:

- Review of the Council's control environment
- Understanding of financial systems
- Review of Internal Audit reports on core financial systems
- Early work on emerging accounting issues
- Early substantive testing

The statutory deadline for the issue of the 2017/18 opinion was brought forward by two months to 31 July 2018. We will discuss our plan and timetable with officers for the 2018/19 statutory deadline.

The final accounts audit findings will be reported to you in the Audit Findings Report.

## Value for Money

The scope of our work is set out in the guidance issued by the National Audit Office. The Code requires auditors to satisfy themselves that; "the Council has made proper arrangements for securing economy, efficiency and effectiveness in its use of resources".

The guidance confirmed the overall criterion as: "in all significant respects, the audited body had proper arrangements to ensure it took properly informed decisions and deployed resources to achieve planned and sustainable outcomes for taxpayers and local people".

The three sub criteria for assessment to be able to give a conclusion overall are:

- Informed decision making
- Sustainable resource deployment
- Working with partners and other third parties

We will make our initial risk assessment to determine our approach in December 2018 and report this to you in our Audit Plan in early 2019.

We will report our work in the Audit Findings Report and give our Value For Money Conclusion by the deadline in July 2018.

## Other areas

### Certification of claims and returns

We are required to certify the Council's annual Housing Benefit Subsidy claim in accordance with procedures agreed with the Department for Work and Pensions. This certification work for the 2018/19 claim will be concluded by November 2019.

The results of the certification work are reported to you in our certification letter.

### Meetings

We will meet with Finance Officers frequently, planning quarterly liaison meetings, and will continue to be in discussions with finance staff regarding emerging developments and to ensure the audit process is smooth and effective. We also meet with your new Chief Executive to discuss the Council's strategic priorities and plans going forward.

### Events

We provide a range of workshops, along with network events for members and publications to support the Council. Further details of the publications that may be of interest to the Council are set out in our Sector Update section of this report.

Our next event takes place on 2 October 2018 and we will invite the Council's Officers to attend.

# Audit Deliverables

2018/19 Deliverables	Planned Date	Status
<b>Fee Letter</b> Confirming audit fee for 2018/19	April 2018	Complete
<b>Accounts Audit Plan</b> We are required to issue a detailed accounts audit plan to the Audit and Corporate Governance Committee setting out our proposed approach in order to give an opinion on the Council's 2018/19 financial statements.	Early 2019	Not yet due
<b>Interim Audit Findings</b> We will report to you the findings from our interim audit and our initial value for money risk assessment within our Progress Report.	Early 2019	Not yet due
<b>Audit Findings Report</b> The Audit Findings Report will be reported to the July Audit and Corporate Governance Committee.	July 2019	Not yet due
<b>Auditors Report</b> This is the opinion on your financial statements, Annual Governance Statement and value for money conclusion.	July 2019	Not yet due
<b>Annual Audit Letter</b> This letter communicates the key issues arising from our work.	August 2019	Not yet due
<b>Annual Certification Letter</b> This letter reports any matters arising from our certification work carried out under the PSAA contract.	December 2019	Not yet due

---

# Sector Update

---

Local government finances are at a tipping point. Councils are tackling a continuing drive to achieve greater efficiency in the delivery of public services, whilst facing the challenges to address rising demand, ongoing budget pressures and social inequality.

Our sector update provides you with an up to date summary of emerging national issues and developments to support you. We cover areas which may have an impact on your organisation, and the public sector as a whole. Links are provided to the detailed report/briefing to allow you to delve further and find out more.

Our public sector team at Grant Thornton also undertake research on service and technical issues. We will bring you the latest research publications in this update. We also include areas of potential interest to start conversations within the organisation and with Audit and Corporate Governance committee members, as well as any accounting and regulatory updates.

- [Grant Thornton Publications](#)
- [Insights from local government sector specialists](#)
- [Reports of interest](#)
- [Accounting and regulatory updates](#)

More information can be found on our dedicated public sector and local government sections on the Grant Thornton website

# Financial sustainability of local authorities 2018

This National Audit Office report reviews financial sustainability across Local Government and examines whether the MHCLG, along with other departments with responsibility for local services, understands the impact of funding reductions on the financial and service sustainability of local authorities.

The report concludes that current pattern of growing overspends on services and dwindling reserves exhibited by an increasing number of authorities is not sustainable over the medium term. The financial future for many authorities is less certain than in 2014, when the NAO last looked at financial sustainability. It also notes that the financial uncertainty created by delayed reform to the local government financial system risks longer-term value for money.

The NAO's view is that the sector has done well to manage substantial funding reductions since 2010-11, but financial pressure has increased markedly since the 2014 review. Services other than adult social care are continuing to face reducing funding despite anticipated increases in council tax. Local authorities face a range of new demand and cost pressures while their statutory obligations have not been reduced. Non-social-care budgets have already been reduced substantially, so many authorities have less room for manoeuvre in finding further savings. The scope for local discretion in service provision is also eroding even as local authorities strive to generate alternative income streams.

## Key findings include:

Financial resilience varies between authorities, with some having substantially lower reserves levels than others. Levels of total reserves in social care authorities as a whole are higher now than in 2010-11. However, there is variation in individual authorities' ability to build up their reserves and differences in the rate at which they have begun to draw them down. Some 10.6% of single-tier and county councils would have the equivalent of less than three years' worth of total reserves (earmarked and unallocated combined) left if they continued to use their reserves at the rate they did in 2016-17.


A section 114 notice has been issued at one authority, which indicates that it is at risk of failing to balance its books in this financial year. In February 2018, the statutory financial officer for Northamptonshire County Council issued a section 114 notice, indicating that it was at risk of spending more in the financial year than the resources it has available, which would be unlawful.

MHCLG's work to assess the sector's funding requirements as part of the 2015 Spending Review was better than the work it undertook for the 2013 Spending Review. The Department's advice to ministers in 2015 drew on a more comprehensive evidence base, including data returns from 12 departments.

The government has announced multiple short-term funding initiatives in recent years and does not have a long-term funding plan for local authorities. In 2016-17, the Department offered a four-year settlement to all authorities to enable better financial planning. However, there have been many changes to funding streams outside this core offer. The funding landscape following the 2015 Spending Review has been characterised by one-off and short-term funding initiatives.

There is also uncertainty over the long-term financial plan for the sector. The absolute scale of future funding is unknown until the completion of the next Spending Review. The government has confirmed its intention to implement the results of the Fair Funding Review in 2020-21 and to allow local authorities to retain 75% of business rates. However, the implications of these changes are not yet clear.

There is a lack of ongoing coordinated monitoring of the impact of funding reductions across the full range of local authority services.





# Public Sector Audit Appointments: Report on the results of auditors' work 2016/17

This is the third report on the results of auditors' work at local government bodies published by PSAA. It summarises the results of auditors' work at 497 principal bodies and 9,752 small bodies for 2016/17. The report covers the timeliness and quality of financial reporting, auditors' local value for money work, and the extent to which auditors used their statutory reporting powers.


The timeliness and quality of financial reporting for 2016/17, as reported by auditors, remained broadly consistent with the previous year for both principal and small bodies. Compared with 2015/16, the number of principal bodies that received an unqualified audit opinion by 31 July showed an encouraging increase. 83 principal bodies (17 per cent) received an unqualified opinion on their accounts by the end of July compared with 49 (10 per cent) for 2015/16. These bodies appear to be well positioned to meet the earlier statutory accounts publication timetable that will apply for 2017/18 accounts.

Less positively, the proportion of principal bodies where the auditor was unable to issue the opinion by 30 September increased compared to 2015/16. Auditors at 92 per cent of councils (331 out of 357) were able to issue the opinion on the accounts by 30 September 2017, compared to 96 per cent for the previous year. This is a disappointing development in the context of the challenging new reporting timetable from 2017/18. All police bodies, 29 out of 30 fire and rescue authorities and all other local government bodies received their audit opinions by 30 September 2017.

The number of qualified conclusions on value for money arrangements has remained relatively constant at 7 per cent (30 councils, 2 fire and rescue authorities and 1 other local government body) compared to 8 per cent for 2015/16. The most common reasons for auditors issuing non-standard conclusions on the 2016/17 accounts were:

- the impact of issues identified in the reports of statutory inspectorates;
- corporate governance issues; and
- financial sustainability.

The latest results of auditors' work on the financial year to 31 March 2017 show a solid position for the majority of principal local government bodies. Generally, high standards of financial reporting are being maintained despite the financial and service delivery challenges currently facing local government.



# The adult social care workforce in England

This National Audit Office report considers the Department of Health & Social Care's role in overseeing the adult social care workforce and assesses whether the size and structure of the care workforce are adequate to meet users' needs for care now, and in the future, in the face of financial challenges and a competitive labour market.

The Department of Health and Social Care is not doing enough to support a sustainable social care workforce. The number of people working in care is not meeting the country's growing care demands and unmet care needs are increasing, according to the report. While many people working in care find it rewarding, there is widespread agreement that workers feel undervalued and there are limited opportunities for career progression, particularly compared with similar roles in health. In 2016-17, around half of care workers were paid £7.50 per hour or below (the National Living Wage was £7.20 in 2016-17), equivalent to £14,625 annually. This, along with tough working conditions and a poor image, prevents workers from joining and remaining in the sector.


There are around 1.34 million jobs in the adult social care sector in England, across more than 20,300 organisations. The turnover rate of care staff has been increasing since 2012-13 and in 2016-17 reached 27.8%. The vacancy rate in 2016-17 for jobs across social care was 6.6%, which was well above the national average of 2.5%-2.7%. However, demographic trends suggest that demand for care will continue to increase and people's care needs will continue to become more complex. To meet these challenges, the Department estimates that the workforce will need to grow by 2.6% every year until 2035.

The social care market is operating in challenging circumstances. Care providers, already under financial pressures, are struggling to recruit and retain workers and are incurring additional costs as a result. Local authorities spent 5.3% less on care in 2016-17 compared with 2010-11, and spending is expected to reduce further over the next two years due to continued government funding cuts and increased financial pressures on local authorities. Uncertainty over funding is limiting local authorities' ability to plan future spending on care.

The Department cannot demonstrate that the sector is sustainably funded, which impacts workforce planning. Around 65% of independent providers' income comes from local authority-arranged care. The vast majority of local authorities are paying fees to homecare providers that are below the recommended minimum price for care, putting providers in financial difficulties. Furthermore, local authorities are not paying the full cost for care home placements. If this continues, there is a risk providers will not continue to invest in areas where there are high proportions of people receiving local authority funded care.

The Department has no national strategy to address this workforce challenge and key commitments it has made to help make the sector more attractive, through enhanced training and career development, have not been followed through. Furthermore, the NAO has not found any evidence that the Department is overseeing workforce planning by local authorities and local health and care partnerships, which commission care, to help with the challenge. Without a national strategy to align to, few local areas have detailed plans for sustaining the care workforce.

The NAO has recommended that the Department produces a robust national workforce strategy with the support of the Ministry of Housing, Communities and Local Government and that it encourages local and regional bodies to align their own plans to it. The Department also needs to invest more to enable commissioners to set appropriate fees for providers, so they can pay staff adequately and afford to offer career development and training opportunities.



# Commercial Healthcheck: commercial investments and governance

Our latest healthcheck report was launched at CIPFA's Income Generation Summit in November. It is part of our 'The Income Spectrum' series, giving leaders of local government and public services insights into why and how local authorities are changing their approach to commercialisation, some of the related governance and risk management issues, and the latest innovation trends with case studies ranging from Angus and Luton to Oldham and Stirling.

The research shows that councils need to do more than simply adhere to the drafted rules to ensure an approach to commercialisation that balances outcomes and risks. The report therefore also includes a healthcheck diagnostic tool designed to give local government leaders extra comfort and confidence that they are pursuing a suitably balanced approach

Governance of commercial commitments is key to building confidence in the path to financial sustainability. The CIPFA code is the sector's primary rule book for treasury management and is expected to place a stronger emphasis on how councils will balance security, liquidity and return.

## Key findings from the report include:

- While property has tended to be the focus, it is just one of a number of areas of activity. In the past year, borrowing includes £4.8 billion on bonds and commercial paper, and investment includes £7 billion in inter-authority lending (Investment in property for councils is a growing trend – a third of councils have done so since 2010, spending more than £2.4 billion between them, but this is not the only major area of investment activity)
- More entrepreneurial councils are adopting innovative approaches such as place-based market offerings, working together locally to add social value and cross-boundary franchising
- For many councils, investing in commercial assets is key to developing anchor institutions that contribute to place – ranging from airports, business parks and forestry to GP surgeries and cinemas
- A 'beyond compliance' approach to governance of commercial activities is required by progressive councils wanting to do more with less

[Click on the report cover to download and read more](#)



## Grant Thornton Publication

### Challenge question:

Is your Authority considering the risks and governance issues for its commercialisation agenda?



# CIPFA consultation – Financial Resilience Index

The Chartered Institute of Public Finance and Accountancy (CIPFA) has consulted on its plans to provide an authoritative measure of local authority financial resilience via a new index. The index, based on publically available information, will provide an assessment of the relative financial health of each English council.

CIPFA has designed the index to provide reassurance to councils who are financially stable and prompt challenge where it may be needed. To understand the sector's views, CIPFA invited all interested parties to respond to questions it has put forward in the consultation by the 24 August.

The decision to develop an index is driven by CIPFA's desire to support the local government sector as it faces a continued financial challenge. The index will not be a predictive model but a diagnostic tool – designed to identify those councils displaying consistent and comparable features that will highlight good practice, but crucially, also point to areas which are associated with financial failure. The information for each council will show their relative position to other councils of the same type. Use of the index will support councils in identifying areas of weakness and enable them to take action to reduce the risk of financial failure. The index will also provide a transparent and independent analysis based on a sound evidence base.

The proposed approach draws on CIPFA's evidence of the factors associated with financial stress, including:


- running down reserves
- failure to plan and deliver savings in service provision
- shortening medium-term financial planning horizons.
- gaps in saving plans
- departments having unplanned overspends and/or undelivered savings.

Conversations with senior practitioners and sector experts have elicited a number of additional potential factors, including:

- the dependency on external central financing
- the proportion of non-discretionary spending – e.g. social care and capital financing - as a proportion of total expenditure
- an adverse (inadequate) judgement by Ofsted on Children's services
- changes in accounting policies (including a change by the council of their minimum revenue provision)
- poor returns on investments
- low level of confidence in financial management.

The consultation document proposes scoring six key indicators:

1. The level of total reserves excluding schools and public health as a proportion of net revenue expenditure.
2. The percentage change in reserves, excluding schools and public health, over the past three years.
3. The ratio of government grants to net revenue expenditure.
4. Proportion of net revenue expenditure accounted for by children's social care, adult social care and debt interest payments.
5. Ofsted overall rating for children's social care.
6. Auditor's VFM judgement.



# MHCLG – Social Housing Green Paper

The Ministry of Housing, Communities and Local Government (MHCLG) published the Social Housing Green Paper, which seeks views on government's new vision for social housing providing safe, secure homes that help people get on with their lives.

With 4 million households living in social housing and projections for this to rise annually, it is crucial that MHCLG tackle the issues facing both residents and landlords in social housing.

The Green Paper aims to rebalance the relationship between residents and landlords, tackle stigma and ensure that social housing can be both a stable base that supports people when they need it and also support social mobility. The paper proposes fundamental reform to ensure social homes provide an essential, safe, well managed service for all those who need it.

To shape this Green Paper, residents across the country were asked for their views on social housing. Almost 1,000 tenants shared their views with ministers at 14 events across the country, and over 7,000 people contributed their opinions, issues and concerns online; sharing their thoughts and ideas about social housing,

The Green Paper outlines five principles which will underpin a new, fairer deal for social housing residents:

- Tackling stigma and celebrating thriving communities
- Expanding supply and supporting home ownership
- Effective resolution of complaints
- Empowering residents and strengthening the regulator
- Ensuring homes are safe and decent

Consultation on the Green Paper is now underway, which seeks to provide everyone with an opportunity to submit views on proposals for the future of social housing and will run until 6 November 2018.

The Green Paper presents the opportunity to look afresh at the regulatory framework (which was last reviewed nearly eight years ago). Alongside this, MHCLG have published a Call for Evidence which seeks views on how the current regulatory framework is operating and will inform what regulatory changes are required to deliver regulation that is fit for purpose.

The Green Paper acknowledges that to deliver the social homes required, local authorities will need support to build by:

- allowing them to borrow
- exploring new flexibilities over how to spend Right to Buy receipts
- not requiring them to make a payment in respect of their vacant higher value council homes

As a result of concerns raised by residents, MHCLG has decided not to implement at this time the provisions in the Housing and Planning Act to make fixed term tenancies mandatory for local authority tenants.

The Green Paper is available on the MHCLG's website at:

<https://www.gov.uk/government/consultations/a-new-deal-for-social-housing>

## Social Housing Green Paper Consultation



### Challenge question:

What does the Social Housing Green Paper mean for your local authority?



# MHCLG – Business rate pilots

The Secretary of State has invited more councils to apply for powers to retain the growth in their business rates under the new pilots. The pilots will see councils rewarded for supporting local firms and local jobs and ensure they benefit directly from the proceeds of economic growth.

From April 2019, selected pilot areas will be able to retain 75% of the growth in income raised through business rates, incentivising councils to encourage growth in business and on the high street in their areas. This will allow money to stay in communities and be spent on local priorities - including more funding to support frontline services.

This follows the success of previous waves of business rates retention pilots, launched in a wide range of areas across country in 2017 and 2018.

The current 50% business rates retention scheme is yielding strong results and in 2018 to 2019 it is estimated that local authorities will keep around £2.4 billion in business rates growth.

Findings from the new round of pilots will help the government understand how local authorities can smoothly transition into the proposed system in 2020.

Proposals will need to show how local authorities would 'pool' their business rates and work collaboratively to promote financial sustainability, growth or a combination of these.

Alongside the pilots, the government will continue to work with local authorities, the Local Government Association, and others on reform options that give local authorities more control over the money they raise and are sustainable in the long term.

The invitation is addressed to all authorities in England, excluding those with ongoing business rates retention pilots in devolution areas and London. Due to affordability constraints, it may be necessary to assess applications against selection criteria, which will include:

- Proposed pooling arrangements operate across a functional economic area
- Proposal demonstrates how pooled income from growth will be used across the pilot area to either boost further growth, promote financial sustainability or a combination of these
- Proposal sets out robust governance arrangements for strategic decision-making around management of risk and reward and outlines how these support the participating authorities' proposed pooling arrangements


Any proposals will need to show that all participating authorities have agreed to become part of the suggested pool and share additional growth as outlined in the bid. The Section 151 Officer of each authority will need to sign off the proposal before submission.

Proposal for new pilots must be received the MHCLG by midnight on Tuesday 25<sup>th</sup> September 2018.

## Business Rates pilots 2019/20

### Challenge question:

Have your authority considered applying to be a Business Rates pilot?



# Institute of Fiscal Studies: Impact of ‘Fair Funding Review’

The IFS has published a paper that focuses on the issues arising in assessing the spending needs of different councils. The government’s ‘Fair Funding Review’ is aimed at designing a new system for allocating funding between councils. It will update and improve methods for estimating councils’ differing abilities to raise revenues and their differing spending needs. The government is looking for the new system to be simple and transparent, but at the same time robust and evidence based.

## Accounting for councils’ spending needs

The IFS note that the Review is seeking a less subjective and more transparent approach which is focused on the relationship between spending and needs indicators. However, like any funding system, there will be limitations, for example, any attempt to assess needs will be affected by the MHCLG’s funding policies adopted in the year of data used to estimate the spending needs formula. A key consideration will be the inherently subjective nature of ‘spending needs’ and ‘needs indicators’, and how this will be dealt with under any new funding approach. Whilst no assessment of spending needs can be truly objective, the IFS state it can and should be evidence based.

The IFS also note that transparency will be critical, particularly in relation to the impact that different choices will have for different councils, such as the year of data used and the needs indicators selected. These differentiating factors and their consequences will need to be understood and debated.

## Accounting for councils’ revenues

The biggest source of locally-raised revenue for councils is and will continue to be council tax. However, there is significant variation between councils in the amount of council tax raised per person. The IFS identify that a key decision for the Fair Funding Review is the extent to which tax bases or actual revenues should be used for determining funding levels going forward.

Councils also raise significant sums of money from levying fees and charges, although this varies dramatically across the country. The IFS note that it is difficult to take account of these differences in a new funding system as there is no well-defined measure of revenue raising capacity from sales, fees and charges, unlike council tax where the tax base can be used.

## The overall system: redistribution, incentives and transparency

The IFS also identify that an important policy decision for the new system is the extent to which it prioritises redistribution between councils, compared to financial incentives for councils to improve their own socio-economic lot. A system that fully and immediately equalises for differences in assessed spending needs and revenue-raising capacity will help ensure different councils can provide similar standards of public services. However, it would provide little financial incentive for councils to tackle the drivers of spending needs and boost local economics and tax bases.

Further detail on the impact of the fair funding review can be found in the full report <https://www.ifs.org.uk/uploads/publications/comms/R148.pdf>.



# National Audit Office – The health and social care interface

The NAO has published its latest ‘think piece on the barriers that prevent health and social care services working together effectively, examples of joint working in a ‘whole system’ sense and the move towards services centred on the needs of the individual. The report aims to inform the ongoing debate about the future of health and social care in England. It anticipates the upcoming green paper on the future funding of adult social care, and the planned 2019 Spending Review, which will set out the funding needs of both local government and the NHS.

The report discusses 16 challenges to improved joint working. It also highlights some of the work being carried out nationally and locally to overcome these challenges and the progress that has been made. The NAO draw out the risks presented by inherent differences between the health and social care systems and how national and local bodies are managing these.

**Financial challenges** – include financial pressures, future funding uncertainties, focus on short-term funding issues in the acute sector, the accountability of individual organisations to balance the books, and differing eligibility criteria for access to health and social care services.

**Culture and structure** – include organisational boundaries impacting on service management and regulation, poor understanding between the NHS and local government of their respective decision-making frameworks, complex governance arrangements hindering decision-making, problems with local leadership holding back improvements or de-stabilising joint working, a lack of co-terminus geographic areas over which health and local government services are planned and delivered, problems with sharing data across health and social care, and difficulties developing person-centred care.

**Strategic issues** – include differences in national influence and status contributing to social care not being as well represented as the NHS, strategic misalignment of organisations across local systems inhibiting joint local planning, and central government’s unrealistic expectations of the pace at which the required change in working practices can progress..


This ‘think piece’ draws on the NAO’s past work and draws on recent research and reviews by other organisations, most notably the Care Quality Commission’s review of health and social care systems in 20 local authority areas, which it carried out between August 2017 and May 2018. The NAO note that there is a lot of good work being done nationally and locally to overcome the barriers to joint working, but often this is not happening at the scale and pace needed.

The report is available to download from the NAO’s website at:  
<https://www.nao.org.uk/report/the-health-and-social-care-interface/>

## The health and social care interface

### Challenge question:

Has the Audit and Corporate Governance Committee considered the 16 challenges to joint working and what can be done to mitigate these?





# The Vibrant Economy Index

## a new way to measure success

Our Vibrant Economy Index uses data to provide a robust, independent framework to help everyone understand the challenges and opportunities in their local areas. We want to start a debate about what type of economy we want to build in the UK and spark collaboration between citizens, businesses and place-shapers to make their places thrive.

Places are complex and have an intrinsic impact on the people and businesses within them. Economic growth doesn't influence all of the elements that are important to people's lives – so we shouldn't use GDP to measure success. We set out to create another measure for understanding what makes a place successful.

In total, we look at 324 English local authority areas, taking into account not only economic prosperity but health and happiness, inclusion and equality, environmental resilience, community and dynamism and opportunity. Highlights of the index include:

- Traditional measures of success – gross value added (GVA), average workplace earning and employment do not correlate in any significant way with the other baskets. This is particularly apparent in cities, which despite significant economic strengths are often characterised by substantial deprivation and low aspiration, high numbers of long-term unemployment and high numbers of benefit claimants
- The importance of the relationships between different places and the subsequent role of infrastructure in connecting places and facilitating choice. The reality is that patterns of travel for work, study and leisure don't reflect administrative boundaries. Patterns emerge where prosperous and dynamic areas are surrounded by more inclusive and healthy and happy places, as people choose where they live and travel to work in prosperous areas.
- The challenges facing leaders across the public, private and third sector in how to support those places that perform less well. No one organisation can address this on their own. Collaboration is key.

Visit our website ([www.granthornton.co.uk](http://www.granthornton.co.uk)) to explore the interactive map, read case studies and opinion pieces, and download our report **Vibrant Economy Index: Building a better economy**.

### Vibrant Economy app

To support local collaboration, we have also developed a Vibrant Economy app. It's been designed to help broaden understanding of the elements of a vibrant economy and encourage the sharing of new ideas for – and existing stories of – local vibrancy.

We've developed the app to help people and organisations:

- see how their place performs against the index and the views of others through an interactive quiz
- post ideas and share examples of local activities that make places more vibrant
- access insights from Grant Thornton on a vibrant economy.

We're inviting councils to share it with their employees and the wider community to download. We can provide supporting collateral for internal communications on launch and anonymised reporting of your employees' views to contribute to your thinking and response.

To download the app visit your app store and search 'Vibrant Economy'

- Fill in your details to sign up, and wait for the verification email (check your spam folder if you don't see it)
- Explore the app and take the quiz
- Go to the Vibrant Ideas section to share your picture and story or idea



# Supply Chain Insights tool helps support supply chain assurance in public services

## Grant Thornton UK LLP has launched a new insights and benchmarking platform to support supply chain assurance and competitor intelligence in public services.

The Supply Chain Insights service is designed for use by financial directors and procurement professionals in the public sector, and market leaders in private sector suppliers to the public sector. It provides users with a detailed picture of contract value and spend with their supply chain members across the public sector. The analysis also provides a robust and granular view on the viability, sustainability, market position and coverage of their key suppliers and competitors.

The platform is built on aggregated data from 96 million invoices and covers £0.5 trillion of spending. The data is supplemented with financial standing data and indicators to give a fully rounded view. The service is supported by a dedicated team of analysts and is available to access directly as an on-line platform.

Phillip Woolley, Partner, Grant Thornton UK LLP, said:

"The fall-out from the recent failure of Carillion has highlighted the urgent need for robust and ongoing supply chain monitoring and assurance. Supply Chain Insights provides a clear picture of your suppliers' activities across the sector, allowing you to understand risks, capacity and track-record. We think it's an indispensable resource in today's supplier market."



### The tool enables you to immediately:

- access over 96 million transactions that are continually added to
- segment invoices by:
  - organisation and category
  - service provider
  - date at a monthly level
- benchmark your spend against your peers
- identify:
  - organisations buying similar services
  - differences in pricing
  - the leading supplier
- see how important each buyer is to a supplier
- benchmark public sector organisations' spend on a consistent basis
- see how much public sector organisations spend with different suppliers

Supply Chain Insights forms part of the Grant Thornton Public Sector Insight Studio portfolio of analytics platforms.

Click on Supply Chain Insights for more information.

## Supply Chain Insights

Grant Thornton

Challenge question:

Has your Authority considered how our Supply Chain Insight tool can help support your supply chain assurance?



# Cost Assurance

## Did you know....

**40**

Number of Public Sector engagements to date

**£125m**

Annual spend analysed

**£3.55m**

Rebate opportunities identified

**£1.1m**

Fee income identified

**2.84%**

Error rate – rebates versus spend volume

**55%**

Of Public Sector engagements are Local Government

Our Cost Assurance service line provides Local Authorities with an independent and retrospective audit of their legacy telecommunications and utilities costs incurred during the past 6 years (as per the Statute of Limitation).

We find that there are repeat errors contained within a Suppliers' invoice arrangements – errors that aren't necessarily picked up by the end client. This is due to the fact that they tend to be contained in suppliers' billing systems 'at source' and are much further down the supply chain which the user won't necessarily have visibility of.

We are supported by a comprehensive library of legacy supplier pricing that has been collated since 2011. Our one aim is to ensure that the client has only paid for the services used during the period by:

- ensuring that bills presented by Suppliers' are in line with their contracts and relevant pricing mechanisms
- ensuring the client receives the Supplier refunds where errors have been identified by us
- ensuring consequential savings are identified and implemented immediately for the client

Our Cost Assurance work is based on a contingent-fee model and is supported by PSAA Ltd. Each of our Local Authority engagements include a fee cap to ensure governance and regulatory standards are maintained.

In summary, we are able to bring much needed financial benefit to the sector as well as providing insight into errors that may be prone to repeat offence by suppliers long after our work is concluded.

### Grant Thornton Challenge question:

Has your Authority considered the potential for an independent review of telecommunications and utility costs?

---

# Links

## Grant Thornton website links

<https://www.grantthornton.co.uk/>

<http://www.grantthornton.co.uk/industries/publicsector>

<http://www.grantthornton.co.uk/en/insights/commercial-healthcheck-in-local-authorities/>

<http://www.cfoinsights.co.uk/>

<http://supplychaininsights.grantthornton.co.uk/>

## PSAA website links

<https://www.psaa.co.uk/audit-quality/reports-on-the-results-of-auditors-work/>

## MHCLG website links

<https://www.gov.uk/government/consultations/proposed-changes-to-the-prudential-framework-of-capital-finance>

<https://www.gov.uk/government/publications/capital-finance-guidance-on-local-government-investments-second-edition>

<https://www.gov.uk/government/publications/capital-finance-guidance-on-minimum-revenue-provision-third-edition>

<https://www.gov.uk/government/news/social-housing-green-paper-a-new-deal-for-social-housing>

[https://assets.publishing.service.gov.uk/government/uploads/system/uploads/attachment\\_data/file/728722/BRR\\_Pilots\\_19-20\\_Prospectus.pdf](https://assets.publishing.service.gov.uk/government/uploads/system/uploads/attachment_data/file/728722/BRR_Pilots_19-20_Prospectus.pdf)

## CIPFA website link

<http://www.cipfa.org/policy-and-guidance/publications/t/the-prudential-code-for-capital-finance-in-local-authorities-2017-edition-book>

## National Audit Office link

<https://www.nao.org.uk/report/financial-sustainability-of-local-authorities-2018/>

<https://www.nao.org.uk/report/the-adult-social-care-workforce-in-england/>

<https://www.nao.org.uk/report/the-health-and-social-care-interface/>

## Institute for Fiscal Studies

<https://www.ifs.org.uk/uploads/publications/comms/R148.pdf>

